

# 2008 North Central College Wrestling Invitational

## Team Standings

| Plc | Score | School          | CH | CO | 1 | 2 | 3 | 4 | 5 | 6 |
|-----|-------|-----------------|----|----|---|---|---|---|---|---|
| 1   | 126.5 | North Central A | 0  | 0  | 2 | 2 | 0 | 2 | 2 | 0 |
| 2   | 113.0 | Elmhurst        | 0  | 0  | 2 | 3 | 0 | 0 | 2 | 1 |
| 3   | 105.0 | UW Platteville  | 0  | 0  | 1 | 2 | 3 | 0 | 0 | 0 |
| 4   | 69.5  | Augustana       | 0  | 0  | 0 | 0 | 2 | 0 | 2 | 1 |
| 5   | 63.5  | Wheaton         | 0  | 0  | 1 | 0 | 2 | 1 | 0 | 1 |
| 6   | 57.0  | Chicago         | 0  | 0  | 0 | 0 | 1 | 1 | 1 | 2 |
| 7   | 53.0  | Dubuque         | 0  | 0  | 0 | 1 | 1 | 1 | 0 | 0 |
| 8   | 43.5  | Concordia       | 0  | 0  | 1 | 1 | 0 | 1 | 0 | 0 |
| 9   | 40.5  | Manchester      | 0  | 0  | 1 | 0 | 0 | 0 | 0 | 1 |
| 10  | 36.0  | Wilmington      | 0  | 0  | 0 | 0 | 1 | 0 | 0 | 1 |
| 11  | 32.0  | Lawrence        | 0  | 0  | 0 | 1 | 0 | 1 | 0 | 0 |
| 12  | 22.5  | Knox            | 0  | 0  | 1 | 0 | 0 | 0 | 0 | 0 |
| 13  | 20.0  | Maranantha BBC  | 0  | 0  | 1 | 0 | 0 | 0 | 0 | 0 |
| 14  | 14.0  | Millikin        | 0  | 0  | 0 | 0 | 0 | 0 | 0 | 1 |
| 15  | 9.5   | Milwaukee SOE   | 0  | 0  | 0 | 0 | 0 | 0 | 1 | 0 |
| 16  | 7.0   | North Central B | 0  | 0  | 0 | 0 | 0 | 0 | 0 | 0 |

**2008 North Central College Wrestling Invitational**  
**Finals Summary**

---

**Wt 125**

- 1 #1 Eracleo Vallejo (Manchester) D 5-4
- 2 #3 Joe Norton (North Central A)
- 3 #2 George Goganas (Augustana) F DEF
- 4 #5 Dan Crowley (Concordia)
- 5 Tyler Winland (Elmhurst-WC) D 4-1
- 6 Zachary Matayoshi (Chicago)

---

**Wt 133**

- 1 #1 Adam Johnson (North Central A) M 14-6
- 2 #3 Ben Salabura (Elmhurst)
- 3 #4 Ben Hart (Chicago) D 8-3
- 4 Josh Plate (Concordia-WC)
- 5 Derrick Poussan (Augustana) F M FOR
- 6 #2 Mario Sullivan (Millikin)

---

**Wt 141**

- 1 #2 Vince Alber (UW Platteville) D 10-4
- 2 #1 Charlie Curran (Elmhurst)
- 3 #4 Brent Skorup (Wheaton) D 3-0
- 4 #3 Rob Lejman (Elmhurst-WC)
- 5 Jeff Coners (Wheaton-WC) F 1:50
- 6 #6 Zac Holland (Augustana)

---

**Wt 149**

- 1 #1 Jeff Kastel (Elmhurst) D 9-5
- 2 #3 Joe Massman (Concordia)
- 3 #2 Ryan Higgins (UW Platteville) D 3-0
- 4 #4 Tony Norton (Lawrence)
- 5 #5 Jacob Sandborn (North Central A) M 11-2
- 6 Matt Meiselman (Lawrence-WC)

---

**Wt 157**

- 1 #2 Kyle Katz (Elmhurst) D 3-1
- 2 #1 Jesse Milks (UW Platteville)
- 3 Jon Sesso (Wheaton) D 2-1
- 4 #6 Cowan Brown (North Central A)
- 5 Jake Mango (Augustana) M 18-4
- 6 #7 Tim Detwiller (Wilmington)

---

**Wt 165**

- 1 #2 Ben Hoover (Maranantha BBC) D 5-4
- 2 #1 Ben Youel (North Central A)
- 3 #5 Darrin Kaisand (Dubuque) D 7-5
- 4 #6 Eugene Savenok (Wheaton)
- 5 #4 Tony Doan (Elmhurst) D 8-2
- 6 #3 Troy Carlson (Chicago)

---

**Wt 174**

- 1 #1 Toby Boltz (Wheaton) D 3-2
- 2 #2 Evan Brown (Dubuque)
- 3 #4 Cory Zuberbier (UW Platteville) D 3-2
- 4 #3 Greg Schroeder (North Central A)
- 5 Frank Savegnago (Elmhurst) D 4-0
- 6 #5 David Kneisel (Chicago-WC)

---

**Wt 184**

- 1 #1 Gabe Youel (North Central A) M 11-2
- 2 #2 Brad Zellner (UW Platteville)
- 3 #5 Brian Kerr (Augustana) D 5-2
- 4 #3 Justin Lucas (Chicago)
- 5 #4 Matt Olsen (Milwaukee SOE) D 6-4
- 6 Nate Hodges (Manchester)

---

**Wt 197**

- 1 #5 Adam Schultz (Concordia) M 10-0
- 2 #6 Jack Peters (Lawrence)
- 3 #2 Mike Jackowski (UW Platteville) D 1-0
- 4 #4 Cesar Dominguez (Dubuque)
- 5 #1 Vinny Sapienza (North Central A) D 5-4
- 6 #7 Bob Hohn (Elmhurst)

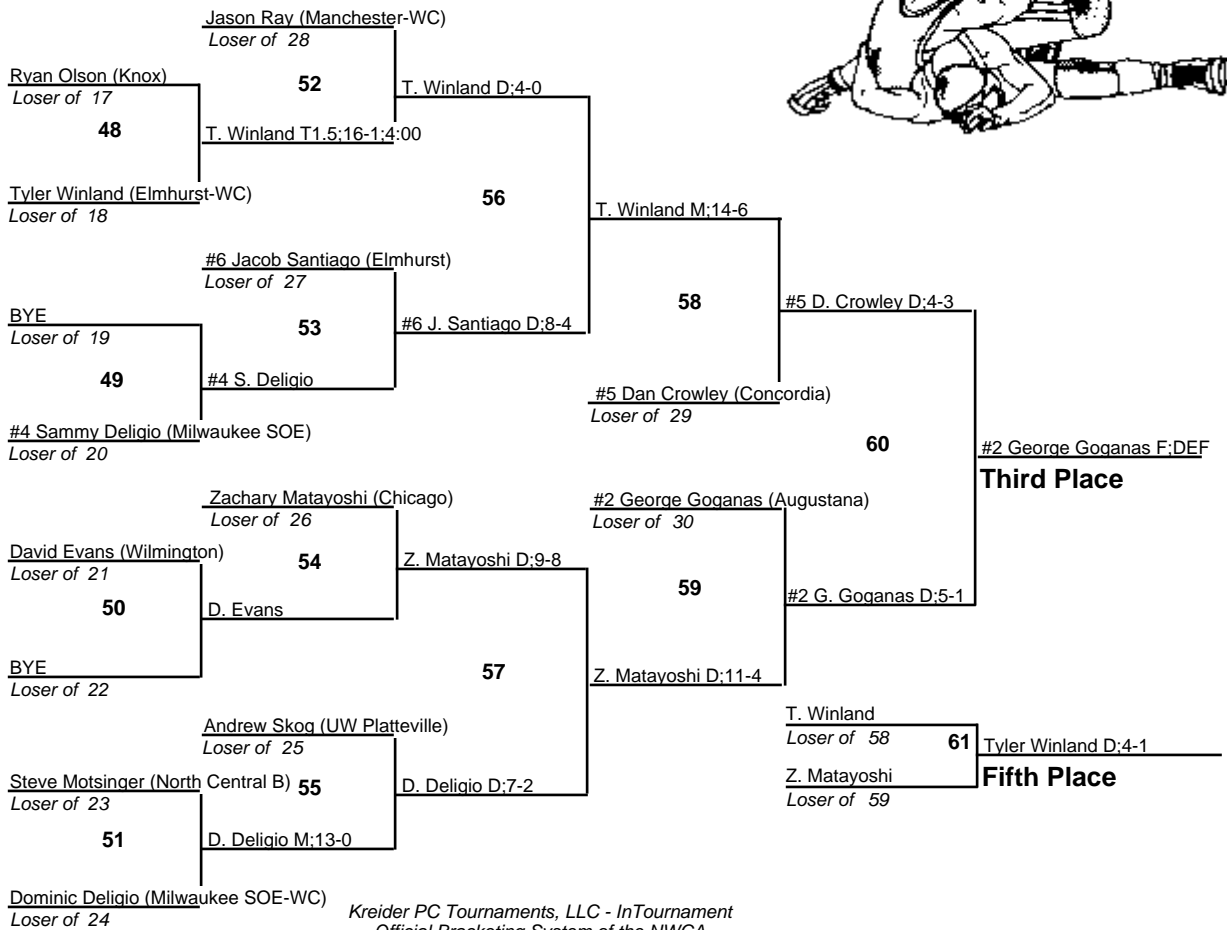

---

**Wt 285**

- 1 #1 Jaran Rutledge (Knox) D 6-2
- 2 #2 Mark Corsello (Elmhurst)
- 3 Adam Salyers (Wilmington) D 4-3;TB
- 4 Ryan Hatten (Chicago-WC)
- 5 #4 Tom Nero (Chicago) F M FOR
- 6 #6 Chase Campbell (Wheaton)

# 2008 North Central College Wrestling Invitational

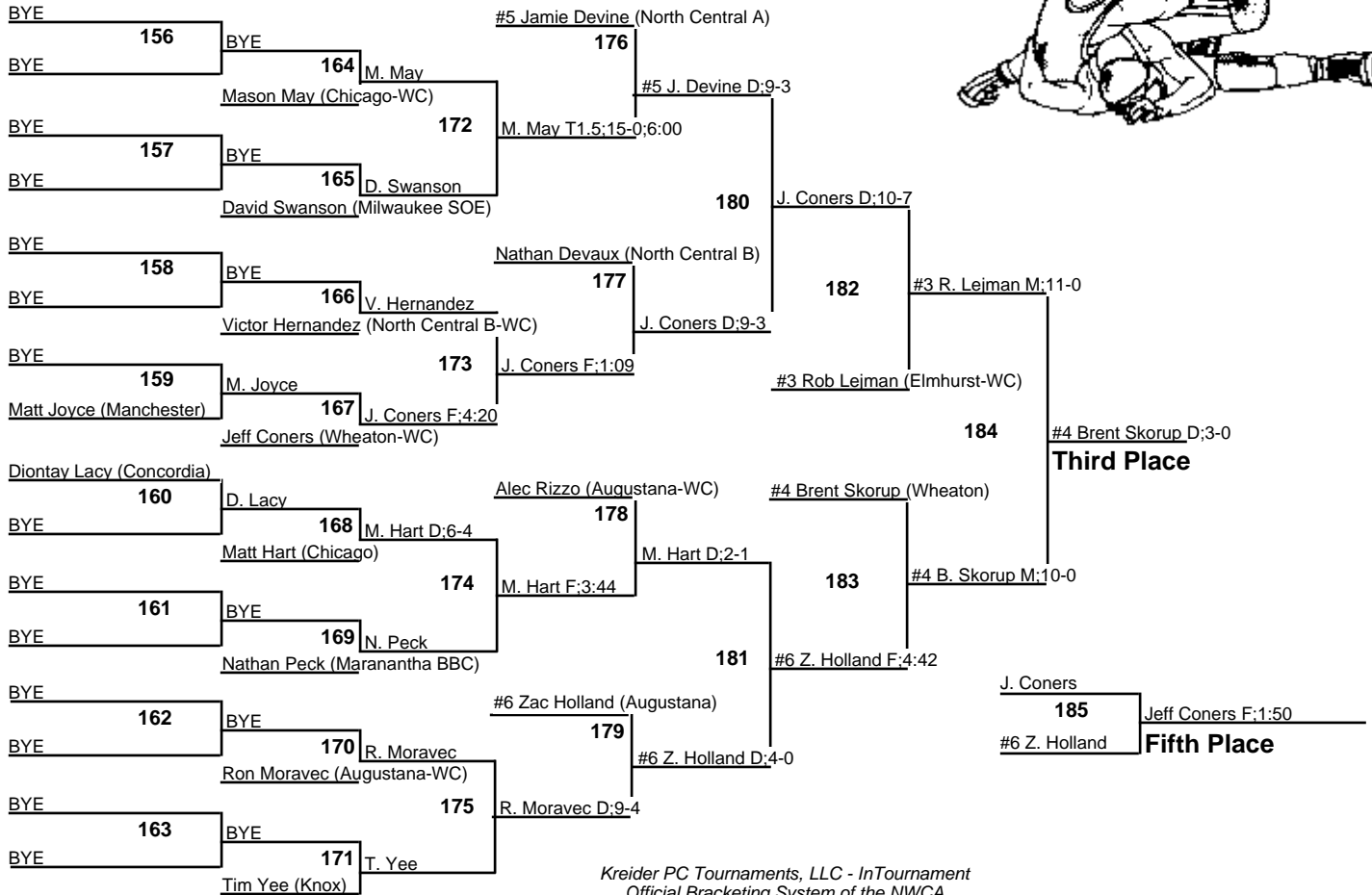

125  
11 January 2008





# 2008 North Central College Wrestling Invitational

**141**  
11 January 2008





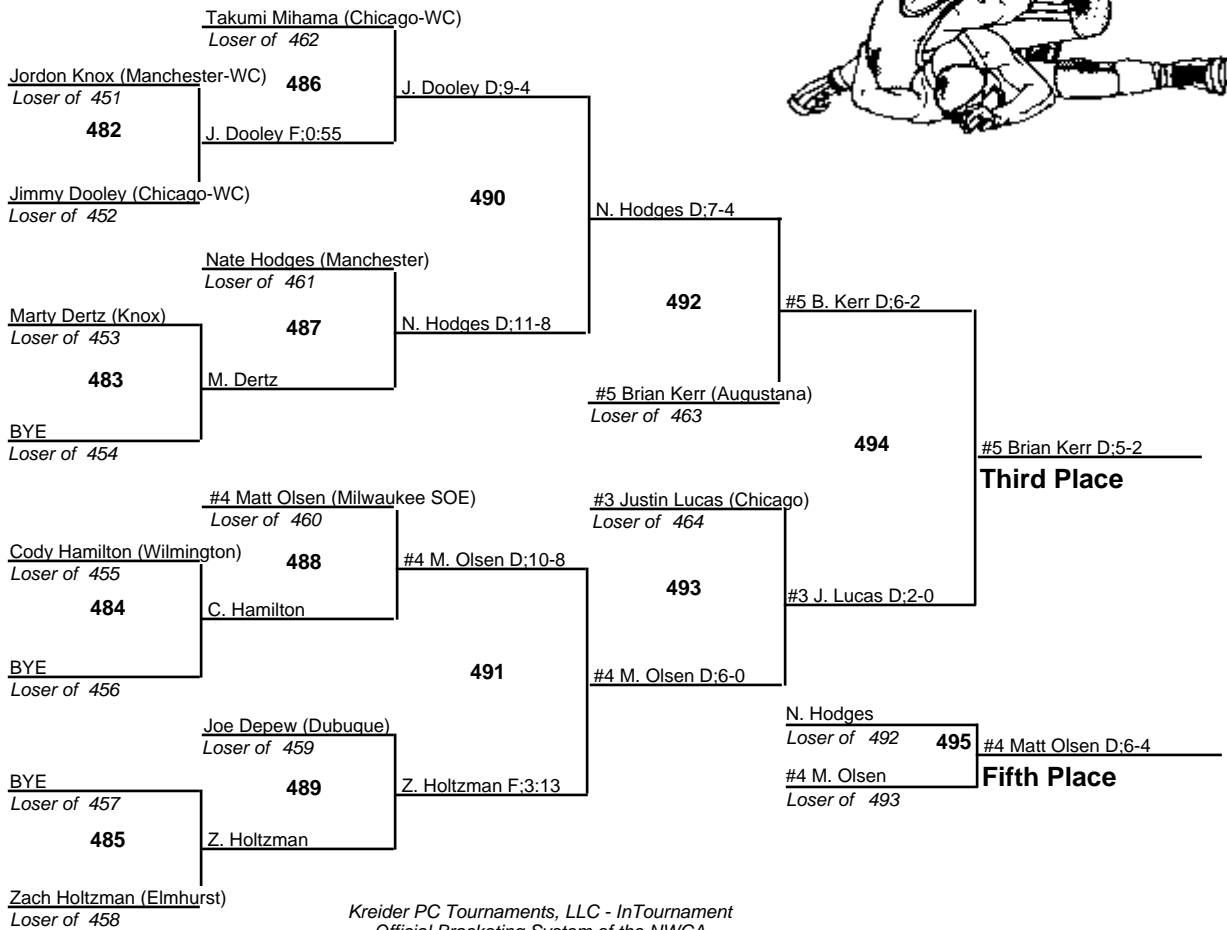







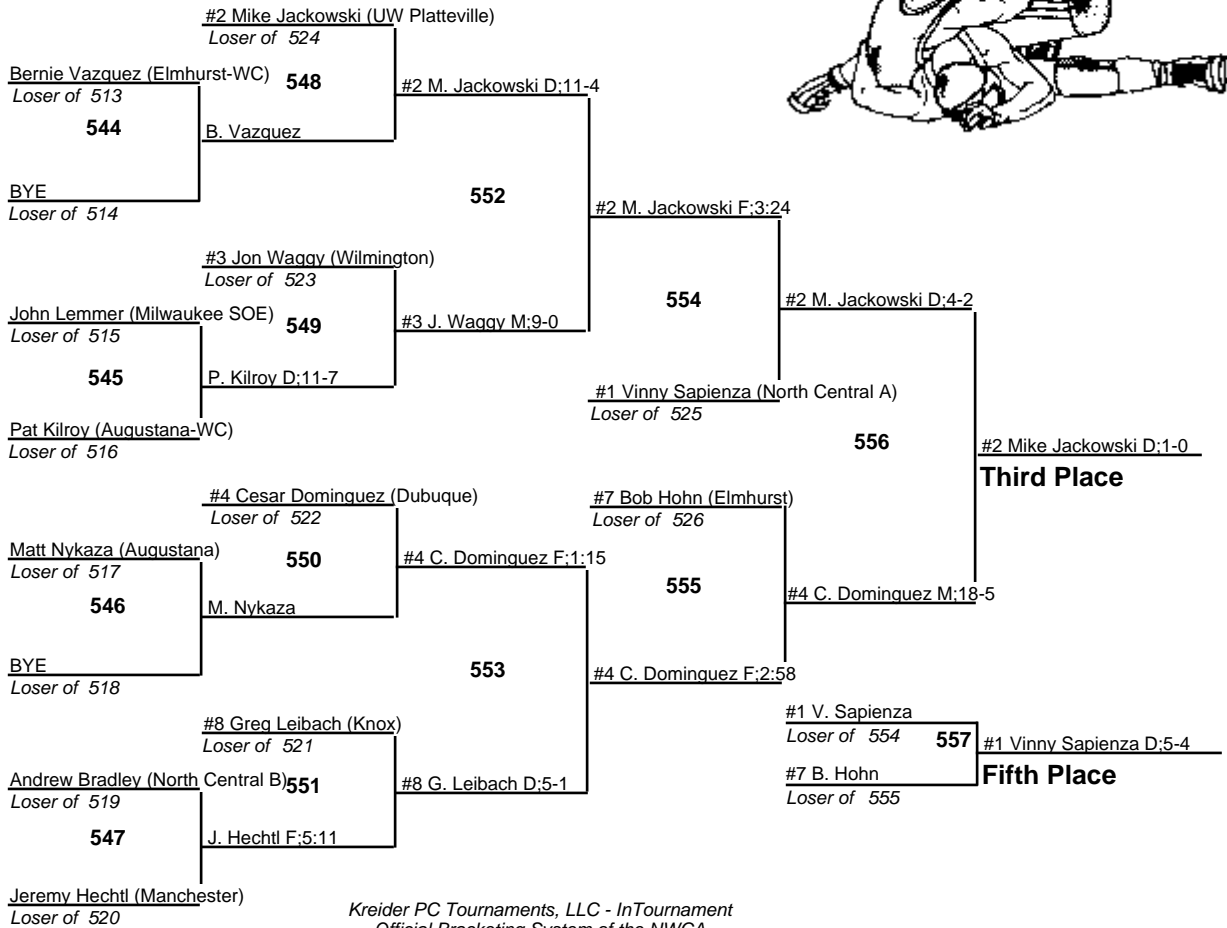
# 2008 North Central College Wrestling Invitational

**184**  
11 January 2008



# 2008 North Central College Wrestling Invitational

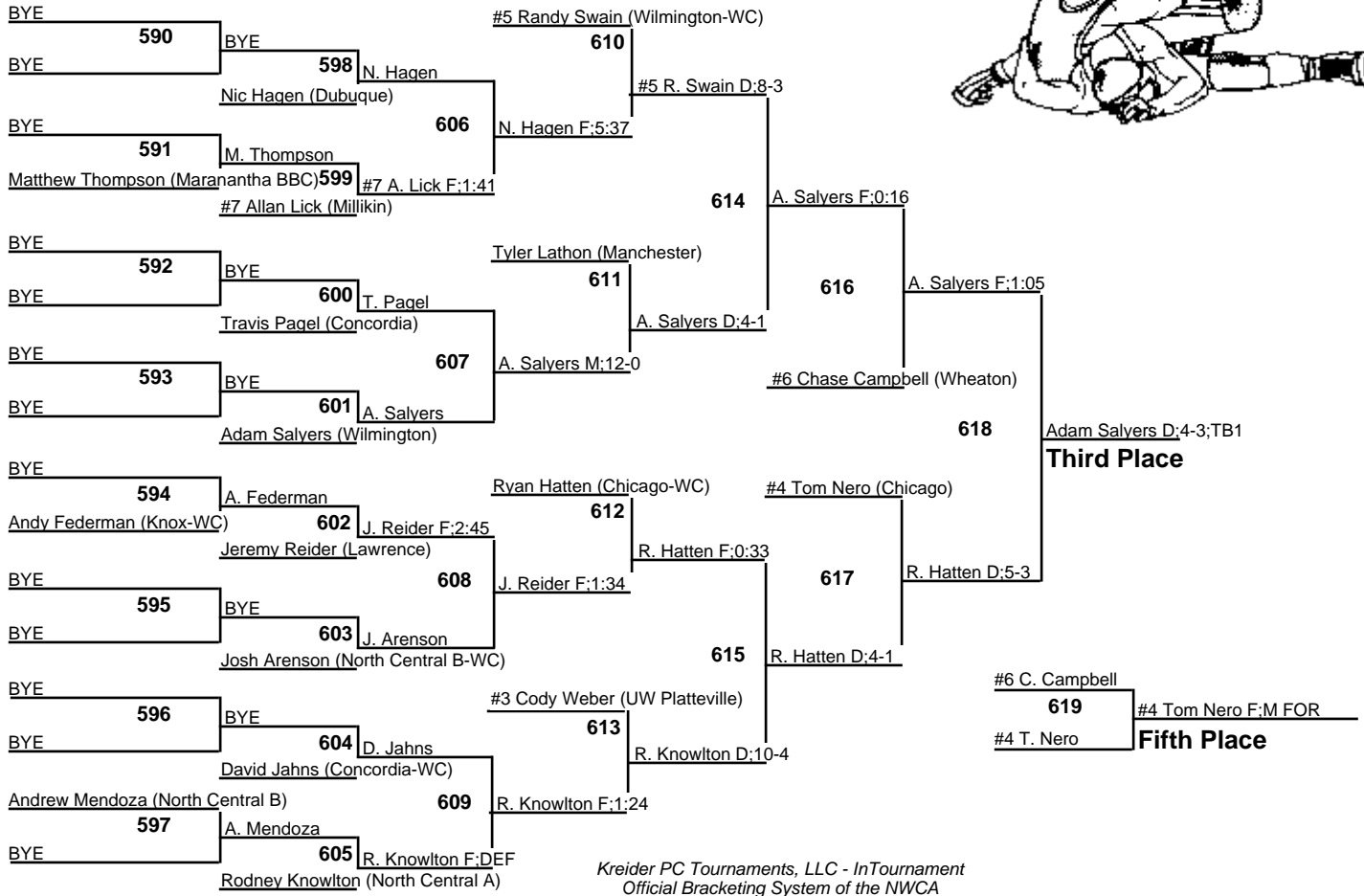

197  
11 January 2008



# 2008 North Central College Wrestling Invitational

285

11 January 2008



**2008 North Central College Wrestling Invitational**  
**All Team Member Results**

**Augustana**

| <b>Wt</b>                 | <b>Name</b>             | <b>Points</b> | <b>Deduct</b> | <b>Total</b> |
|---------------------------|-------------------------|---------------|---------------|--------------|
| <b>125</b>                | #2 George Goganas [4-1] | 13.5          | 0             | <b>13.5</b>  |
| <b>133</b>                | Max Gailey [1-2]        | 0.5           | 0             | <b>0.5</b>   |
| <b>133</b>                | Derrick Poussan [4-2]   | 12            | 0             | <b>12</b>    |
| <b>141</b>                | Ron Moravec [1-2]       | 1             | 0             | <b>1</b>     |
| <b>141</b>                | Alec Rizzo [1-2]        | 2             | 0             | <b>2</b>     |
| <b>141</b>                | #6 Zac Holland [3-3]    | 11            | 0             | <b>11</b>    |
| <b>149</b>                | Cam Schweffggear [1-2]  | 3             | 0             | <b>3</b>     |
| <b>157</b>                | Kris Kovach [1-2]       | 4             | 0             | <b>4</b>     |
| <b>157</b>                | Jake Mango [3-2]        | 12            | 0             | <b>12</b>    |
| <b>165</b>                | Dan Krcmar [2-2]        | 5.5           | 0             | <b>5.5</b>   |
| <b>174</b>                | Gabe Gardner [2-2]      | 1             | 0             | <b>1</b>     |
| <b>184</b>                | #5 Brian Kerr [4-1]     | 11.5          | 0             | <b>11.5</b>  |
| <b>197</b>                | Matt Nykaza [0-2]       | 0             | 0             | <b>0</b>     |
| <b>197</b>                | Pat Kilroy [1-2]        | 0.5           | 0             | <b>0.5</b>   |
| <b>Total Team Points:</b> |                         |               |               | <b>77.5</b>  |

**Chicago**

| <b>Wt</b>                 | <b>Name</b>             | <b>Points</b> | <b>Deduct</b> | <b>Total</b> |
|---------------------------|-------------------------|---------------|---------------|--------------|
| <b>125</b>                | Zachary Matayoshi [3-3] | 6             | 0             | <b>6</b>     |
| <b>133</b>                | #4 Ben Hart [4-1]       | 13.5          | 0             | <b>13.5</b>  |
| <b>141</b>                | Mason May [1-2]         | 2.5           | 0             | <b>2.5</b>   |
| <b>141</b>                | Matt Hart [3-2]         | 3.5           | 0             | <b>3.5</b>   |
| <b>149</b>                | Jack Toussaint [1-2]    | 1             | 0             | <b>1</b>     |
| <b>165</b>                | Jamelle Williams [0-2]  | 0             | 0             | <b>0</b>     |
| <b>165</b>                | Alex Murray [2-2]       | 2             | 0             | <b>2</b>     |
| <b>165</b>                | #3 Troy Carlson [3-3]   | 11.5          | 0             | <b>11.5</b>  |
| <b>174</b>                | Lance Contento [1-2]    | 1             | 0             | <b>1</b>     |
| <b>174</b>                | Wes Rosamilia [2-2]     | 3.5           | 0             | <b>3.5</b>   |
| <b>174</b>                | #5 David Kneisel [3-3]  | 10            | 0             | <b>10</b>    |
| <b>184</b>                | Takumi Mihama [0-2]     | 0             | 0             | <b>0</b>     |
| <b>184</b>                | Jimmy Dooley [2-2]      | 3             | 0             | <b>3</b>     |
| <b>184</b>                | #3 Justin Lucas [3-2]   | 9.5           | 0             | <b>9.5</b>   |
| <b>285</b>                | #4 Tom Nero [3-2]       | 11            | 0             | <b>11</b>    |
| <b>285</b>                | Ryan Hatten [4-2]       | 14.5          | 0             | <b>14.5</b>  |
| <b>Total Team Points:</b> |                         |               |               | <b>92.5</b>  |

**2008 North Central College Wrestling Invitational**  
**All Team Member Results**

---

**Concordia**

| <b>Wt</b>                 | <b>Name</b>           | <b>Points</b> | <b>Deduct</b> | <b>Total</b> |
|---------------------------|-----------------------|---------------|---------------|--------------|
| <b>125</b>                | #5 Dan Crowley [2-2]  | 11.5          | 0             | <b>11.5</b>  |
| <b>133</b>                | Zac Williamson [1-2]  | 1             | 0             | <b>1</b>     |
| <b>133</b>                | Josh Plate [3-2]      | 13.5          | 0             | <b>13.5</b>  |
| <b>141</b>                | Diontay Lacy [0-2]    | 0             | 0             | <b>0</b>     |
| <b>149</b>                | #3 Joe Massman [2-1]  | 14            | 0             | <b>14</b>    |
| <b>157</b>                | Bill Kramlich [0-2]   | 0             | 0             | <b>0</b>     |
| <b>165</b>                | Aaron Bergen [0-2]    | 0             | 0             | <b>0</b>     |
| <b>174</b>                | Jeff Elswick [0-2]    | 0             | 0             | <b>0</b>     |
| <b>197</b>                | #5 Adam Schultz [4-0] | 17            | 0             | <b>17</b>    |
| <b>285</b>                | Travis Pagel [0-2]    | 0             | 0             | <b>0</b>     |
| <b>285</b>                | David Jahns [0-2]     | 0             | 0             | <b>0</b>     |
| <b>Total Team Points:</b> |                       |               |               | <b>57</b>    |

---

**Dubuque**

| <b>Wt</b>                 | <b>Name</b>                | <b>Points</b> | <b>Deduct</b> | <b>Total</b> |
|---------------------------|----------------------------|---------------|---------------|--------------|
| <b>157</b>                | #3 Josh Terrell [3-2] (DQ) | 0             | 0             | <b>0</b>     |
| <b>165</b>                | #5 Darrin Kaisand [6-1]    | 16            | 0             | <b>16</b>    |
| <b>174</b>                | #2 Evan Brown [3-1]        | 14.5          | 0             | <b>14.5</b>  |
| <b>184</b>                | Joe Depew [1-2]            | 1             | 0             | <b>1</b>     |
| <b>197</b>                | #4 Cesar Dominguez [4-2]   | 15.5          | 0             | <b>15.5</b>  |
| <b>285</b>                | Nic Hagen [2-2]            | 6             | 0             | <b>6</b>     |
| <b>Total Team Points:</b> |                            |               |               | <b>53</b>    |

---

**Elmhurst**

| <b>Wt</b>                 | <b>Name</b>             | <b>Points</b> | <b>Deduct</b> | <b>Total</b> |
|---------------------------|-------------------------|---------------|---------------|--------------|
| <b>125</b>                | #6 Jacob Santiago [1-2] | 0.5           | 0             | <b>0.5</b>   |
| <b>125</b>                | Tyler Winland [4-2]     | 10            | 0             | <b>10</b>    |
| <b>133</b>                | #3 Ben Salabura [3-1]   | 15            | 0             | <b>15</b>    |
| <b>141</b>                | #3 Rob Lejman [4-2]     | 14.5          | 0             | <b>14.5</b>  |
| <b>141</b>                | #1 Charlie Curran [3-1] | 18            | 0             | <b>18</b>    |
| <b>149</b>                | #1 Jeff Kastel [4-0]    | 18            | 0             | <b>18</b>    |
| <b>157</b>                | #4 Nick Parrish [1-2]   | 2             | 0             | <b>2</b>     |
| <b>157</b>                | #2 Kyle Katz [4-0]      | 16            | 0             | <b>16</b>    |
| <b>165</b>                | Tim Gleich [0-2]        | 0             | 0             | <b>0</b>     |
| <b>165</b>                | #4 Tony Doan [3-2]      | 9             | 0             | <b>9</b>     |
| <b>174</b>                | Frank Savegnago [4-2]   | 11.5          | 0             | <b>11.5</b>  |
| <b>184</b>                | Zach Holtzman [1-2]     | 3             | 0             | <b>3</b>     |
| <b>197</b>                | Bernie Vazquez [0-2]    | 0             | 0             | <b>0</b>     |
| <b>197</b>                | #7 Bob Hohn [2-3]       | 6             | 0             | <b>6</b>     |
| <b>285</b>                | #2 Mark Corsello [3-1]  | 16            | 0             | <b>16</b>    |
| <b>Total Team Points:</b> |                         |               |               | <b>139.5</b> |

**2008 North Central College Wrestling Invitational**  
**All Team Member Results**

---

**Knox**

| <b>Wt</b> | <b>Name</b>             | <b>Points</b> | <b>Deduct</b> | <b>Total</b> |
|-----------|-------------------------|---------------|---------------|--------------|
| 125       | Ryan Olson [0-2]        | 0             | 0             | 0            |
| 133       | Edel Vaca [2-2]         | 2             | 0             | 2            |
| 141       | Tim Yee [0-2]           | 0             | 0             | 0            |
| 149       | Dugan O'Connor [0-2]    | 0             | 0             | 0            |
| 157       | Dan Stafford [0-2]      | 0             | 0             | 0            |
| 165       | Luke Karner [0-2]       | 0             | 0             | 0            |
| 174       | Aaron Barnett [0-2]     | 0             | 0             | 0            |
| 184       | Marty Dertz [0-2]       | 0             | 0             | 0            |
| 197       | #8 Greg Leibach [1-2]   | 0.5           | 0             | 0.5          |
| 285       | Andy Federman [0-2]     | 0             | 0             | 0            |
| 285       | #1 Jaran Rutledge [4-0] | 20            | 0             | 20           |

**Total Team Points: 22.5**

---

**Lawrence**

| <b>Wt</b> | <b>Name</b>             | <b>Points</b> | <b>Deduct</b> | <b>Total</b> |
|-----------|-------------------------|---------------|---------------|--------------|
| 133       | #6 Chris Gallegos [1-2] | 1             | 0             | 1            |
| 149       | #4 Tony Norton [2-2]    | 9.5           | 0             | 9.5          |
| 149       | Matt Meiselman [3-3]    | 10            | 0             | 10           |
| 157       | Evan Neuens [0-2]       | 0             | 0             | 0            |
| 165       | Sam Laes [2-2]          | 1.5           | 0             | 1.5          |
| 197       | #6 Jack Peters [2-1]    | 15            | 0             | 15           |
| 285       | Jeremy Reider [2-2]     | 5             | 0             | 5            |

**Total Team Points: 42**

---

**Manchester**

| <b>Wt</b> | <b>Name</b>               | <b>Points</b> | <b>Deduct</b> | <b>Total</b> |
|-----------|---------------------------|---------------|---------------|--------------|
| 125       | Jason Ray [1-2]           | 1             | 0             | 1            |
| 125       | #1 Eracleo Vallejo [4-0]  | 19            | 0             | 19           |
| 133       | Ben Scalise [0-2]         | 0             | 0             | 0            |
| 133       | Austen Ruich [2-2]        | 3             | 0             | 3            |
| 141       | Matt Joyce [0-2]          | 0             | 0             | 0            |
| 149       | Torryn Nefflefinger [0-2] | 0             | 0             | 0            |
| 157       | Byron Sweet [3-2]         | 5             | 0             | 5            |
| 165       | Joel Sherer [0-2]         | 0             | 0             | 0            |
| 174       | Brandon Gingras [0-2]     | 0             | 0             | 0            |
| 184       | Jordon Knox [0-2]         | 0             | 0             | 0            |
| 184       | Nate Hodges [2-3]         | 5             | 0             | 5            |
| 197       | Jeremy Hechtl [1-2]       | 2.5           | 0             | 2.5          |
| 285       | Tyler Lathon [2-2]        | 6             | 0             | 6            |

**Total Team Points: 41.5**

---

**2008 North Central College Wrestling Invitational**  
**All Team Member Results**

---

**Maranantha BBC**

| <b>Wt</b>                 | <b>Name</b>            | <b>Points</b> | <b>Deduct</b> | <b>Total</b> |
|---------------------------|------------------------|---------------|---------------|--------------|
| <b>141</b>                | Nathan Peck [0-2]      | 0             | 0             | <b>0</b>     |
| <b>157</b>                | Michael Walton [0-2]   | 0             | 0             | <b>0</b>     |
| <b>165</b>                | #2 Ben Hoover [4-0]    | 20            | 0             | <b>20</b>    |
| <b>285</b>                | Matthew Thompson [0-2] | 0             | 0             | <b>0</b>     |
| <b>Total Team Points:</b> |                        |               |               | <b>20</b>    |

---

**Millikin**

| <b>Wt</b>                 | <b>Name</b>             | <b>Points</b> | <b>Deduct</b> | <b>Total</b> |
|---------------------------|-------------------------|---------------|---------------|--------------|
| <b>133</b>                | #2 Mario Sullivan [3-3] | 9.5           | 0             | <b>9.5</b>   |
| <b>174</b>                | #6 Trevor Griffin [1-2] | 2             | 0             | <b>2</b>     |
| <b>285</b>                | #7 Allan Lick [1-2]     | 2.5           | 0             | <b>2.5</b>   |
| <b>Total Team Points:</b> |                         |               |               | <b>14</b>    |

---

**Milwaukee SOE**

| <b>Wt</b>                 | <b>Name</b>             | <b>Points</b> | <b>Deduct</b> | <b>Total</b> |
|---------------------------|-------------------------|---------------|---------------|--------------|
| <b>125</b>                | #4 Sammy Deligio [0-2]  | 0             | 0             | <b>0</b>     |
| <b>125</b>                | Dominic Deligio [2-2]   | 2             | 0             | <b>2</b>     |
| <b>133</b>                | Matt Brady [0-2]        | 0             | 0             | <b>0</b>     |
| <b>141</b>                | David Swanson [0-2]     | 0             | 0             | <b>0</b>     |
| <b>157</b>                | #5 Joel VandeBoom [0-2] | 0             | 0             | <b>0</b>     |
| <b>157</b>                | Sam Bramstedt [1-2]     | 0.5           | 0             | <b>0.5</b>   |
| <b>165</b>                | Scott Ison [0-2]        | 0             | 0             | <b>0</b>     |
| <b>174</b>                | Ryan Baird [1-2]        | 2.5           | 0             | <b>2.5</b>   |
| <b>184</b>                | #4 Matt Olsen [3-2]     | 7             | 0             | <b>7</b>     |
| <b>197</b>                | John Lemmer [0-2]       | 0             | 0             | <b>0</b>     |
| <b>Total Team Points:</b> |                         |               |               | <b>12</b>    |

---

**North Central A**

| <b>Wt</b>                 | <b>Name</b>             | <b>Points</b> | <b>Deduct</b> | <b>Total</b> |
|---------------------------|-------------------------|---------------|---------------|--------------|
| <b>125</b>                | #3 Joe Norton [3-1]     | 13            | 0             | <b>13</b>    |
| <b>133</b>                | #1 Adam Johnson [4-0]   | 20            | 0             | <b>20</b>    |
| <b>141</b>                | #5 Jamie Devine [2-2]   | 4.5           | 0             | <b>4.5</b>   |
| <b>149</b>                | #5 Jacob Sandborn [4-2] | 14.5          | 0             | <b>14.5</b>  |
| <b>157</b>                | #6 Cowan Brown [4-2]    | 10.5          | 0             | <b>10.5</b>  |
| <b>165</b>                | #1 Ben Youel [3-1]      | 17            | 0             | <b>17</b>    |
| <b>174</b>                | #3 Greg Schroeder [3-2] | 12.5          | 0             | <b>12.5</b>  |
| <b>184</b>                | #1 Gabe Youel [4-0]     | 20            | 0             | <b>20</b>    |
| <b>197</b>                | #1 Vinny Sapienza [3-2] | 9             | 0             | <b>9</b>     |
| <b>285</b>                | Rodney Knowlton [3-2]   | 5.5           | 0             | <b>5.5</b>   |
| <b>Total Team Points:</b> |                         |               |               | <b>126.5</b> |

**2008 North Central College Wrestling Invitational**  
**All Team Member Results**

**North Central B**

| <b>Wt</b>                 | <b>Name</b>              | <b>Points</b> | <b>Deduct</b> | <b>Total</b> |
|---------------------------|--------------------------|---------------|---------------|--------------|
| 125                       | Steve Motsinger [0-2]    | 0             | 0             | 0            |
| 141                       | Victor Hernandez [0-2]   | 0             | 0             | 0            |
| 141                       | Nathan Devaux [1-2]      | 4             | 0             | 4            |
| 149                       | Andrew Roeser [1-2] (DQ) | 0             | 0             | 0            |
| 157                       | Jordan Spohn [2-2]       | 3             | 0             | 3            |
| 157                       | Aaron Brew [1-2]         | 3             | 0             | 3            |
| 165                       | Cole Vujosevic [0-2]     | 0             | 0             | 0            |
| 165                       | Austin Sahr [1-2]        | 2.5           | 0             | 2.5          |
| 174                       | Jeremy Ceja [0-2]        | 0             | 0             | 0            |
| 197                       | Andrew Bradley [0-2]     | 0             | 0             | 0            |
| 285                       | Andrew Mendoza [0-2]     | 0             | 0             | 0            |
| 285                       | Josh Arenson [0-2]       | 0             | 0             | 0            |
| <b>Total Team Points:</b> |                          |               |               | <b>12.5</b>  |

**UW Platteville**

| <b>Wt</b>                 | <b>Name</b>               | <b>Points</b> | <b>Deduct</b> | <b>Total</b> |
|---------------------------|---------------------------|---------------|---------------|--------------|
| 125                       | Andrew Skog [1-2]         | 1             | 0             | 1            |
| 133                       | Chris Spaude [0-2]        | 0             | 0             | 0            |
| 133                       | Ross George [0-2]         | 0             | 0             | 0            |
| 133                       | #5 Spencer Peterson [1-2] | 2             | 0             | 2            |
| 141                       | #2 Vince Alber [4-0]      | 18            | 0             | 18           |
| 149                       | #2 Ryan Higgins [3-1]     | 15            | 0             | 15           |
| 157                       | #1 Jesse Milks [3-1]      | 17.5          | 0             | 17.5         |
| 165                       | Carsten Carlson [3-2]     | 5.5           | 0             | 5.5          |
| 174                       | Erik Sutliff [1-2]        | 1.5           | 0             | 1.5          |
| 174                       | #4 Cory Zuberbier [4-1]   | 12.5          | 0             | 12.5         |
| 184                       | #2 Brad Zellner [3-1]     | 16            | 0             | 16           |
| 197                       | #2 Mike Jackowski [5-1]   | 13.5          | 0             | 13.5         |
| 285                       | #3 Cody Weber [1-2]       | 4             | 0             | 4            |
| <b>Total Team Points:</b> |                           |               |               | <b>106.5</b> |

**Wheaton**

| <b>Wt</b>                 | <b>Name</b>             | <b>Points</b> | <b>Deduct</b> | <b>Total</b> |
|---------------------------|-------------------------|---------------|---------------|--------------|
| 141                       | Jeff Coners [5-2]       | 14            | 0             | 14           |
| 141                       | #4 Brent Skorup [5-1]   | 15.5          | 0             | 15.5         |
| 157                       | Jon Sesso [4-1]         | 13.5          | 0             | 13.5         |
| 165                       | Justin Morble [0-2]     | 0             | 0             | 0            |
| 165                       | Justin Tomal [2-2]      | 1             | 0             | 1            |
| 165                       | Luke Mitchell [2-2]     | 2.5           | 0             | 2.5          |
| 165                       | #6 Eugene Savenok [5-2] | 10.5          | 0             | 10.5         |
| 174                       | #1 Toby Boltz [4-0]     | 15            | 0             | 15           |
| 285                       | #6 Chase Campbell [2-3] | 9             | 0             | 9            |
| <b>Total Team Points:</b> |                         |               |               | <b>81</b>    |

**2008 North Central College Wrestling Invitational**  
**All Team Member Results**

---

**Wilmington**

| <b>Wt</b>                 | <b>Name</b>            | <b>Points</b> | <b>Deduct</b> | <b>Total</b> |
|---------------------------|------------------------|---------------|---------------|--------------|
| <b>125</b>                | David Evans [0-2]      | 0             | 0             | <b>0</b>     |
| <b>149</b>                | Mark Sedziol [0-2]     | 0             | 0             | <b>0</b>     |
| <b>157</b>                | #7 Tim Detwiller [3-3] | 10.5          | 0             | <b>10.5</b>  |
| <b>165</b>                | A.J. Muscaro [3-2]     | 2.5           | 0             | <b>2.5</b>   |
| <b>184</b>                | Cody Hamilton [0-2]    | 0             | 0             | <b>0</b>     |
| <b>197</b>                | #3 Jon Waggy [2-2]     | 3.5           | 0             | <b>3.5</b>   |
| <b>285</b>                | #5 Randy Swain [2-2]   | 4.5           | 0             | <b>4.5</b>   |
| <b>285</b>                | Adam Salyers [6-1]     | 19.5          | 0             | <b>19.5</b>  |
| <b>Total Team Points:</b> |                        |               |               | <b>40.5</b>  |

## 2008 North Central College Wrestling Invitational Tournament Statistics

| <b>Seeding</b>  |             | <b>Number of Seeds</b> |                     |          |          |          |          |          |          |          |          |
|---|-------------|------------------------|---------------------|----------|----------|----------|----------|----------|----------|----------|----------|
|   |             | <b>School</b>          | <b>Total Seeded</b> | <b>1</b> | <b>2</b> | <b>3</b> | <b>4</b> | <b>5</b> | <b>6</b> | <b>7</b> | <b>8</b> |
| <b>Total Number of Seeds:</b>                           | 62          | Augustana              | 3                   | 0        | 1        | 0        | 0        | 1        | 1        | 0        | 0        |
| <b>Number of 1-4 Seeded Wrestlers Placed In Top 4:</b>  | 29    46.8% | Chicago                | 5                   | 0        | 0        | 2        | 2        | 1        | 0        | 0        | 0        |
| <b>Number of 1-4 Seeded Wrestlers Placed In Top 8:</b>  | 35    56.5% | Concordia              | 3                   | 0        | 0        | 1        | 0        | 2        | 0        | 0        | 0        |
| <b>Number of 5-8 Seeded Wrestlers Placed In Top 4:</b>  | 7    11.3%  | Dubuque                | 4                   | 0        | 1        | 1        | 1        | 1        | 0        | 0        | 0        |
| <b>Number of 5-8 Seeded Wrestlers Placed In Top 8:</b>  | 13    21.0% | Elmhurst               | 10                  | 2        | 2        | 2        | 2        | 0        | 1        | 1        | 0        |
| <b>Number of Non- Seeded Wrestlers Placed In Top 4:</b> | 4    6.5%   | Knox                   | 2                   | 1        | 0        | 0        | 0        | 0        | 0        | 0        | 1        |
| <b>Number of Non Seeded Wrestlers Placed In Top 8:</b>  | 12    19.4% | Lawrence               | 3                   | 0        | 0        | 0        | 1        | 0        | 2        | 0        | 0        |
|   |             | Manchester             | 1                   | 1        | 0        | 0        | 0        | 0        | 0        | 0        | 0        |
|   |             | Maranantha BBC         | 1                   | 0        | 1        | 0        | 0        | 0        | 0        | 0        | 0        |
|   |             | Millikin               | 3                   | 0        | 1        | 0        | 0        | 0        | 1        | 1        | 0        |
|   |             | Milwaukee SOE          | 3                   | 0        | 0        | 0        | 2        | 1        | 0        | 0        | 0        |
|   |             | North Central A        | 9                   | 4        | 0        | 2        | 0        | 2        | 1        | 0        | 0        |
|   |             | North Central B        | 0                   | 0        | 0        | 0        | 0        | 0        | 0        | 0        | 0        |
|   |             | UW Platteville         | 8                   | 1        | 4        | 1        | 1        | 1        | 0        | 0        | 0        |
|   |             | Wheaton                | 4                   | 1        | 0        | 0        | 1        | 0        | 2        | 0        | 0        |
|   |             | Wilmington             | 3                   | 0        | 0        | 1        | 0        | 1        | 0        | 1        | 0        |

| <b>How well seeded wrestlers did based on place.</b> |               |                |              |
|--|---------------|----------------|--------------|
| <b>Place</b>   | <b>Better</b> | <b>Perfect</b> | <b>Worse</b> |
| 1  | 0             | 6              | 4            |
| 2  | 3             | 3              | 4            |
| 3  | 3             | 0              | 7            |
| 4  | 3             | 2              | 5            |
| 5  | 4             | 1              | 5            |
| 6  | 3             | 2              | 5            |
| 7  | 2             | 0              | 8            |
| 8  | 0             | 0              | 10           |

| <b>Match Result Type Statistics</b> |              |             |
|-------------------------------------|--------------|-------------|
| <b>Description</b>                  | <b>Total</b> | <b>Prct</b> |
| Falls                               | 69           | 23.5        |
| Tech. Falls w/ Back Pts             | 16           | 5.4         |
| Tech. Falls w/o Back Pts            | 1            | 0.3         |
| Major Decisions                     | 47           | 16.0        |
| Decisions                           | 151          | 51.4        |
| Defaults                            | 2            | 0.7         |
| Medical Forfeits                    | 6            | 2.0         |
| Forfeits                            | 0            | 0.0         |
| Disqualifications                   | 2            | 0.7         |
| <b>Total Matches:</b>               | <b>294</b>   |             |